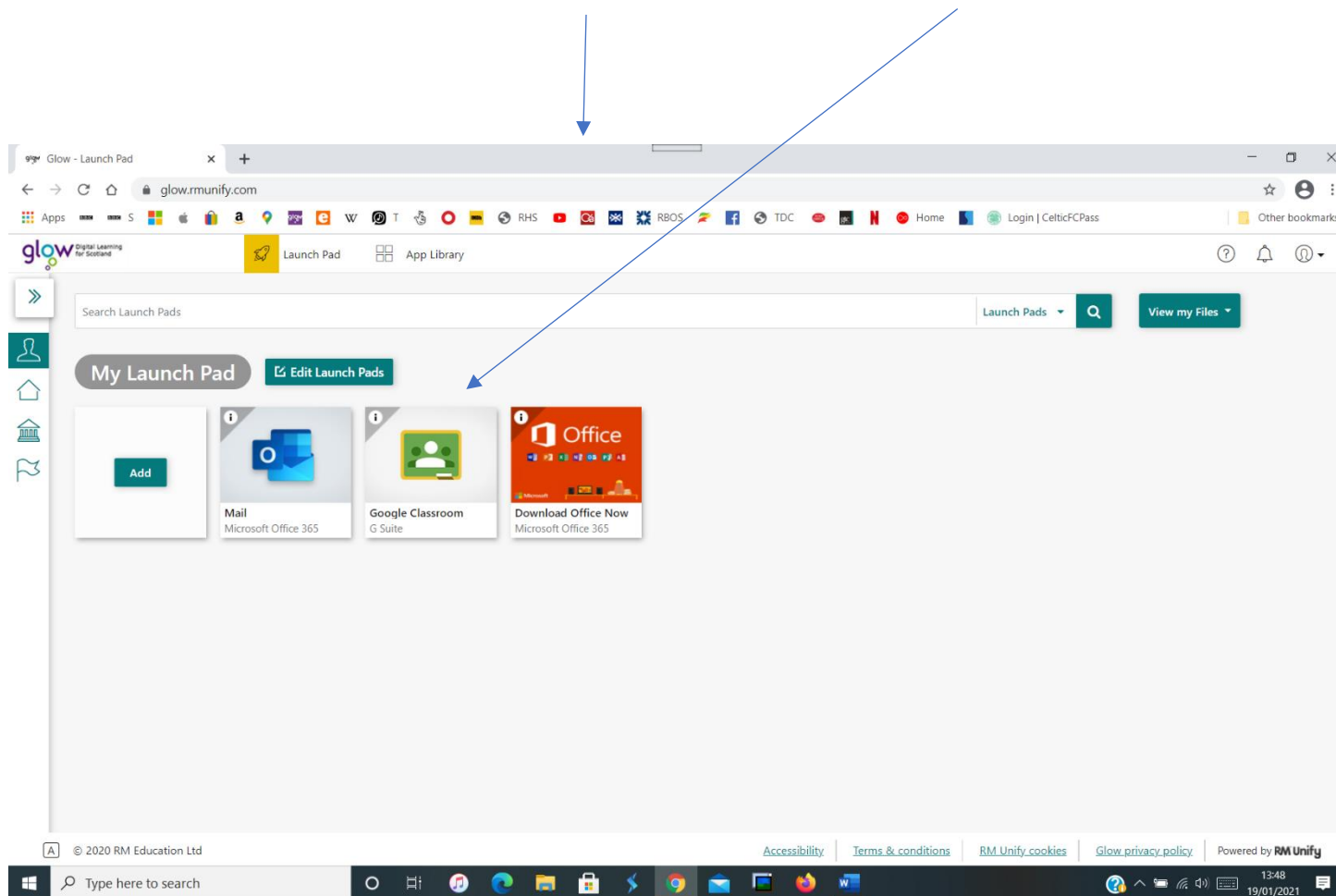
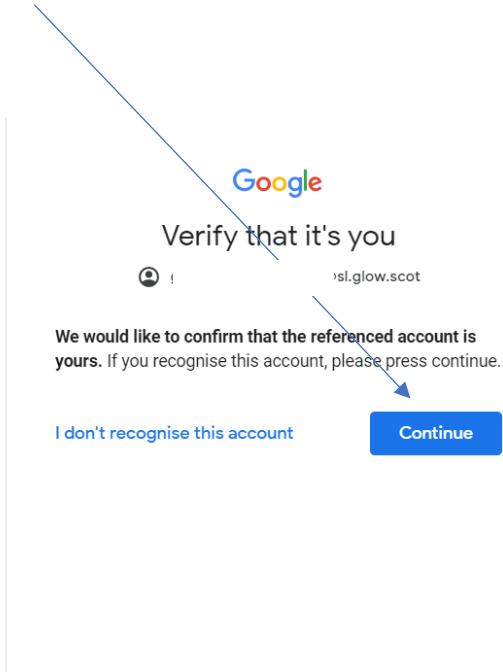


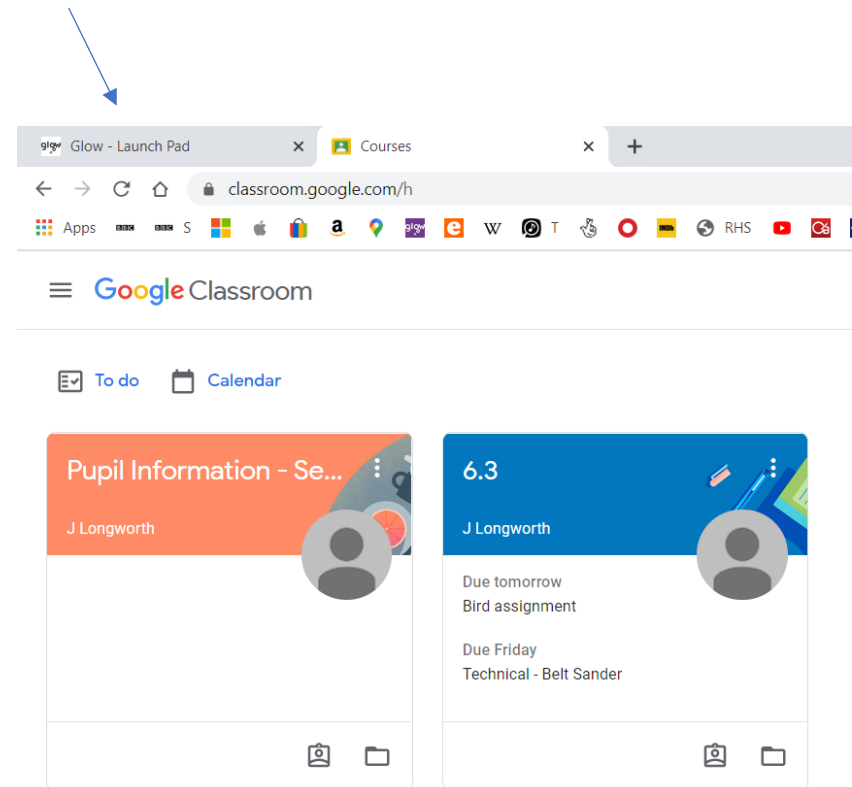
Once you have logged into GLOW you should be in in your 'Launch Pad' Click on the tile for 'Google Classroom'



Click on 'Continue',,,,, this is just verifying that it's your account.



This should open your 'Classroom' and show you all the classes you are a member of.



Click on any class that you are a member of.

If you click on 'Classwork' it should show you all of your subjects

The screenshot shows a web browser window with the URL `classroom.google.com/w/MTc3MDY2NTM5Mjg4/t/all`. The browser's address bar and tabs are visible at the top. The main content area shows the 'Classwork' tab selected, displaying a list of subjects and their respective assignments. The subjects listed are PE, Science, and ICT. The assignments are:

- PE**
 - throwing for accuracy (Posted 14 Jan)
 - PE Activities (Posted 13 Jan)
- Science**
 - Bird assignment (Due Tomorrow)
- ICT**
 - Corona Virus (No due date)
 - Christmas Presents (No due date)

The Windows taskbar is visible at the bottom of the screen, showing the time as 13:59 on 19/01/2021.

Scroll down to the subject you need (in this case ICT) and click on the latest assignment.

The screenshot shows a Google Classroom interface. On the left is a sidebar with a list of subjects: PE, Science, ICT, Technical, Art, Home Economics, Health and Wellbeing, Literacy, and Numeracy. The main area is titled 'Classwork' and shows assignments for each subject. Under 'PE', there are two assignments: 'throwing for accuracy' (Posted 14 Jan) and 'PE Activities' (Posted 13 Jan). Under 'Science', there is one assignment: 'Bird assignment' (Due Tomorrow). Under 'ICT', there are two assignments: 'Corona Virus' (No due date) and 'Christmas Presents' (No due date). Under 'Technical', there are no assignments visible. A blue arrow points from the instruction text to the 'Corona Virus' assignment. The Windows taskbar is visible at the bottom, showing the time as 14:01 on 19/01/2021.

It should expand to this



The screenshot shows a Google Classroom assignment card. At the top, it has a blue header with a clipboard icon, the title 'Corona Virus', and 'No due date'. Below the header, it says 'Posted 18 Jan' on the left and 'Assigned' on the right. The main text reads: 'Watch the video from Youtube. The video has some information on the Coronavirus, Covid-19. There is also a document containing questions for the pupils, download the document, answer the questions then upload it to Google Classroom.' Below this text are two media items: a YouTube video titled 'COVID-19 | KIDS TO KNO...' with a thumbnail and '3 minutes' duration, and a Word document titled '18th January Coronaviru...'. At the bottom left of the card is a blue link that says 'View assignment'.

Click on 'View Assignment'

This assignment has video clip to watch and a file with some questions included.

You can 'Download' the file to work on and once completed you can upload the file back to Google Classrooms

Or, you can work on it with 'Google Docs' and then hand it in. ([Skip to Page 15](#))

To 'Download' the file. Move your mouse over the file, then right click the mouse and select 'Open link in New Window'

The screenshot shows a Google Classroom interface. At the top, there are browser tabs for 'Glow - Launch Pad' and 'Corona Virus'. The address bar shows the URL: classroom.google.com/c/MTC3MDY2NTM5Mjg4/a/MjMzNm5M5MDc5Mjcy/details. The page title is 'Corona Virus' by Rutherglen, dated 18 Jan (Edited 14:11), with 100 points. The main content area contains a text block: 'Watch the video from Youtube. The video has some information on the Coronavirus, Covid-19. There is also a document containing questions for the pupils, download the document, answer the questions then upload it to Google Classroom.' Below this are three items: a YouTube video 'COVID-19 | KIDS TO KNOW | ...' (3 minutes), a Word document '18th January Coronavirus Vi...', and a 'Private comments' section. A right-click context menu is open over the Word document link, with the following options: 'Open link in new tab', 'Open link in new window' (highlighted), 'Open link in incognito window', 'Save link as...', 'Copy link address', and 'Inspect' (with 'Ctrl+Shift+I' shortcut). The Windows taskbar at the bottom shows the search bar, task view, and various application icons. The system tray shows the time as 14:41 on 19/01/2021.

Click on the 3 dots, then go to 'Download'

3 Dots

18th January Coronavirus Video (Questions).docx

Open with Google Docs

Coronavirus Quiz

1. What is the man's name at the start of the video?
2. What is the name of the virus?
3. The doctor asks Tom if he is staying S ___ and H _____
4. Some of the symptoms of the virus are F _____ and C _____
5. To help you NOT to get the virus you must:

Wear a M _____

Wash your H _____

Avoid G _____

- Share
- Add star
- Rename
- Find
- Details
- Download**
- Manage comment notifications
- Send feedback
- Embed item...
- Report abuse

Page 1 / 1

Type here to search

14:41
19/01/2021

This will save your file into your 'Downloads' folder (in Windows 10) You can open it by clicking here

18th January Coronavirus Video (Questions).docx

Open with Google Docs

Coronavirus Quest

1. What is the man's name at the start of the video?
2. What is the name of the virus?
3. The doctor asks Tom if he is staying S ____ and H _____
4. Some of the symptoms of the virus are F _____ and C _____
5. To help you NOT to get the virus you must:

Wear a M ____

Wash your H _____

Avoid G _____

Page 1 / 1

18th January Cor....docx

Type here to search

14:42
19/01/2021

You can now work on the document and save it to your drive.

18th January Coronavirus Video (Questions) (2) - Word

File Home Insert Design Layout References Mailings Review View Help

Clipboard Font Paragraph Styles Editing Voice Sensitivity Editor

Coronavirus Questions

1. What is the man's name at the start of the video?
2. What is the name of the virus?
3. The doctor asks Tom if he is staying S ___ and H _____
4. Some of the symptoms of the virus are F _____ and C _____
5. To help you NOT to get the virus you must:
Wear a M _____
Wash your H _____
Avoid G _____

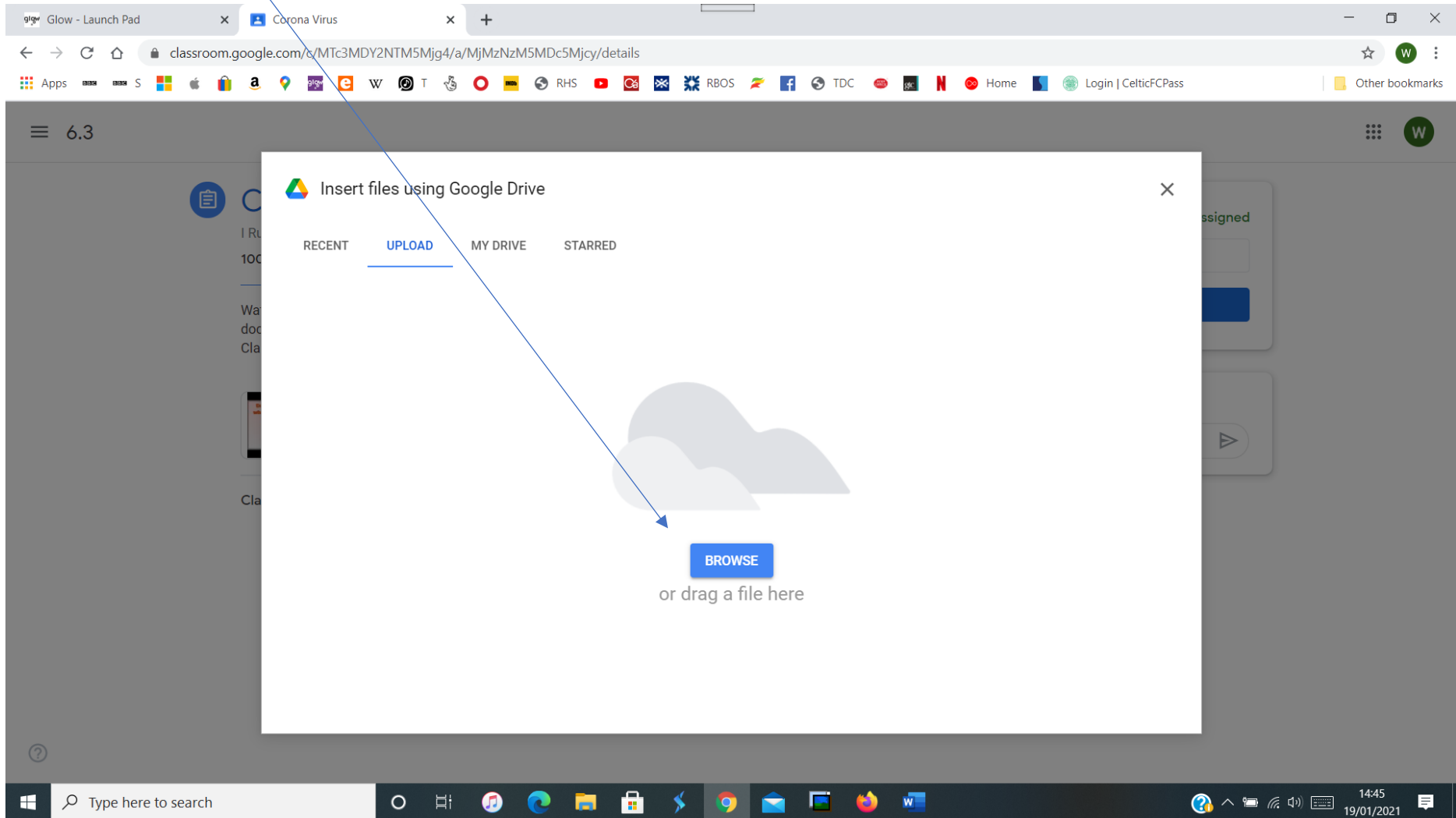
Page 1 of 1 96 words

14:43 19/01/2021

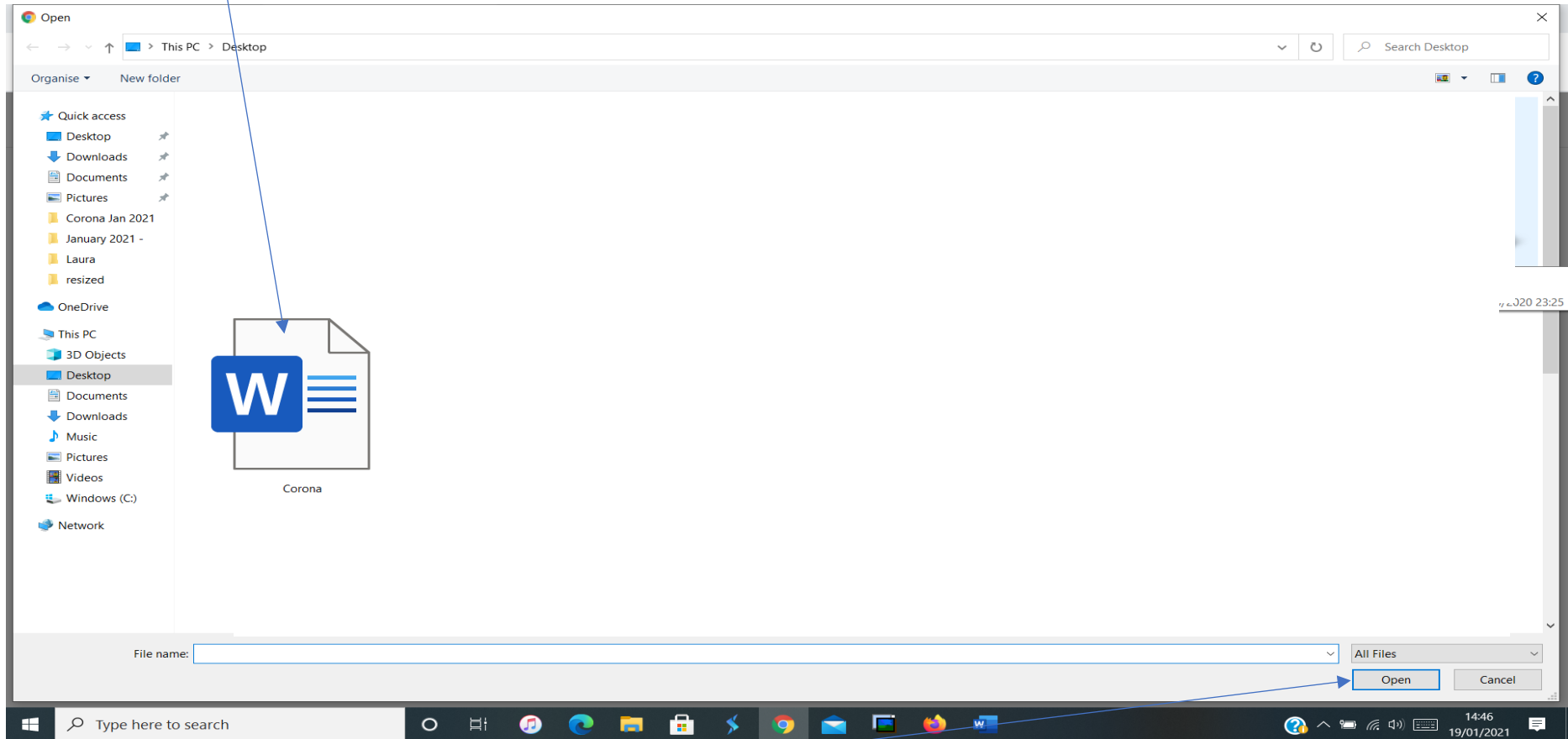
Once you are ready to 'Hand it in', go back into your 'Google Classroom' and click '+ Add or create' and then 'File'

The screenshot shows a web browser window with the address bar displaying `classroom.google.com/c/MTc3MDY2NTM5Mjg4/a/MjMzNm5M5MDc5Mjcy/details`. The page title is "Corona Virus" and it shows a class with 100 points. A "Your work" section is visible with an "Assigned" status and a "+ Add or create" button. A blue arrow points from the text above to this button. The "Add or create" menu is open, showing options: "Google Drive", "Link", "File", "Create new" (with sub-options: "Docs", "Slides", "Sheets", "Drawings"). The Windows taskbar at the bottom shows the time as 14:44 on 19/01/2021.

You will then click 'Browse' to find your file.

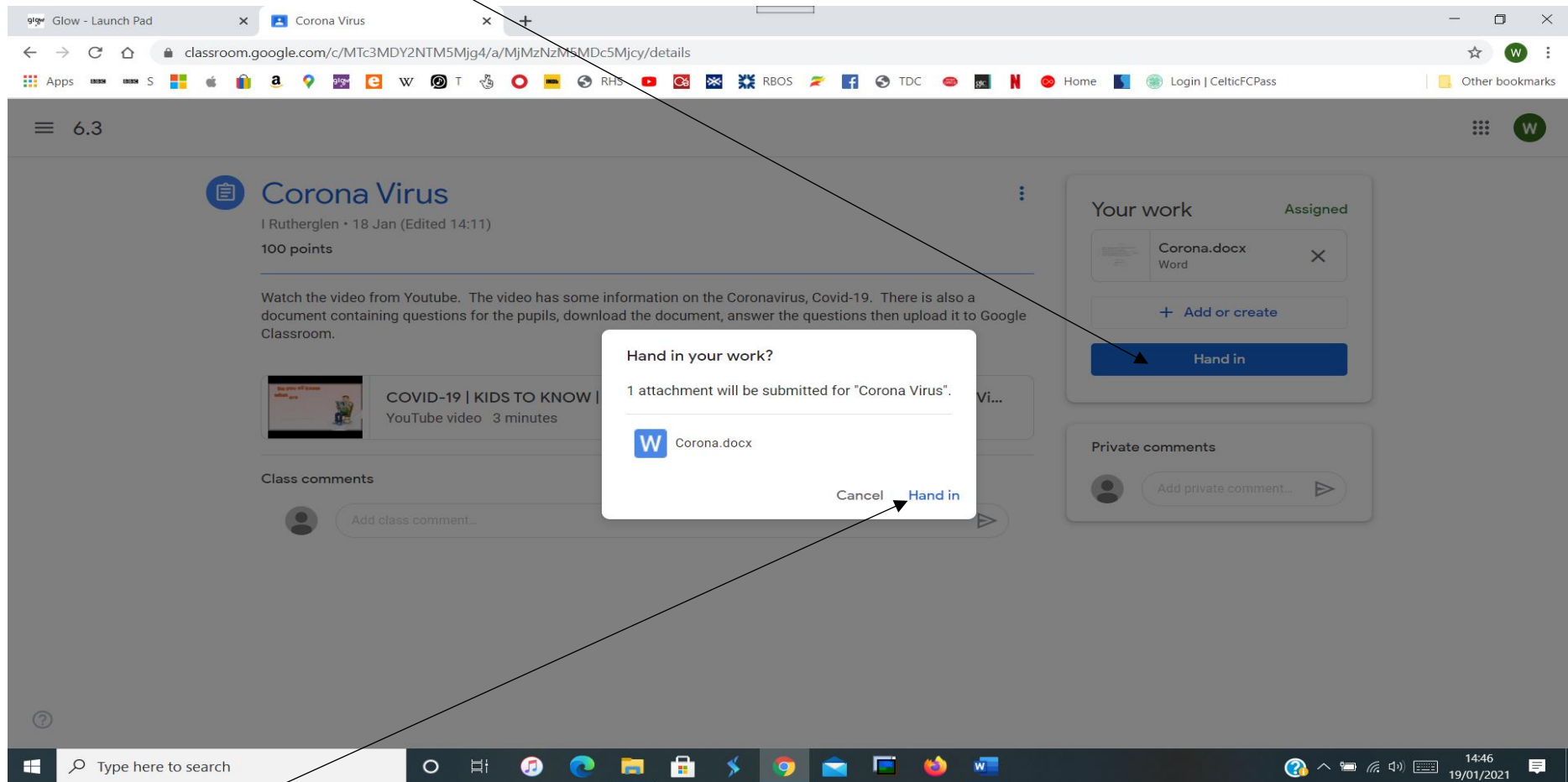


Locate the file on your device.



Click on 'Open'

Once the file has loaded click 'Hand In'



Then click 'Hand in' in this box

Success

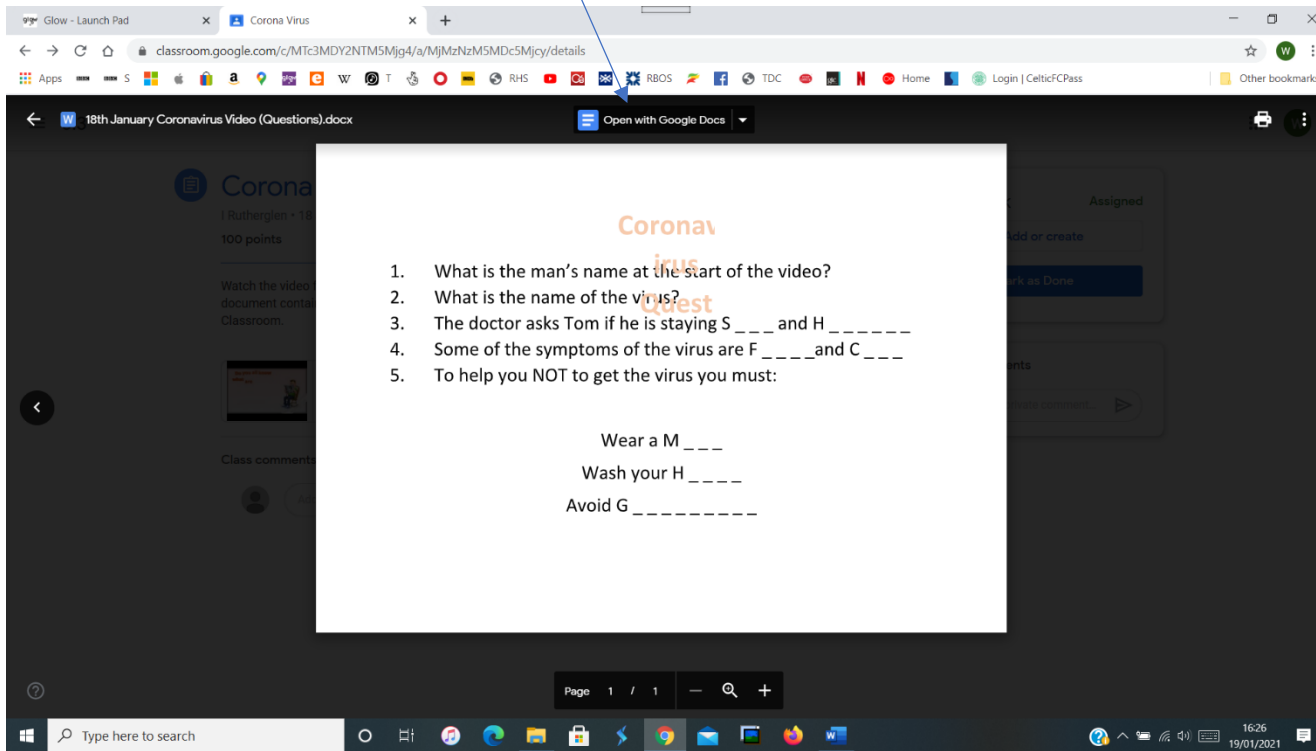
The screenshot shows a Google Classroom interface. At the top, there are browser tabs for 'Glow - Launch Pad' and 'Corona Virus'. The address bar shows the URL: classroom.google.com/c/MTc3MDY2NTM5Mjg4/a/MjMzNzY5MjM5Mjg4/details. The page title is 'Corona Virus' by Rutherglen, dated 18 Jan (Edited 14:11), with a score of 100 points. The assignment instructions state: 'Watch the video from Youtube. The video has some information on the Coronavirus, Covid-19. There is also a document containing questions for the pupils, download the document, answer the questions then upload it to Google Classroom.' Below the instructions, there are two resource cards: a YouTube video titled 'COVID-19 | KIDS TO KNOW | ...' (3 minutes) and a Word document titled '18th January Coronavirus Vi...'. On the right side, the 'Your work' section shows a 'Handed in' status with a card for 'Corona.docx' (Word) and an 'Unsubmit' button. Below that is a 'Private comments' section with an 'Add private comment...' input field. At the bottom, there is a 'Class comments' section with an 'Add class comment...' input field. The Windows taskbar at the bottom shows the search bar, task view, and various application icons, with the system tray displaying the time as 14:47 on 19/01/2021.

You can work on it with 'Google Docs' and then hand it in.

Move the mouse to the document and click

The screenshot shows a Google Classroom interface. At the top, the browser address bar displays the URL: `classroom.google.com/c/MTc3MDY2NTM5Mjg4/a/MjMzNm5M5MDc5Mjcy/details`. The page title is "Corona Virus" by "Rutherglen" (18 Jan, Edited 14:11), worth "100 points". The assignment description reads: "Watch the video from Youtube. The video has some information on the Coronavirus, Covid-19. There is also a document containing questions for the pupils, download the document, answer the questions then upload it to Google Classroom." Below the text, there are two attachments: a YouTube video titled "COVID-19 | KIDS TO KNOW | ..." (3 minutes) and a document titled "18th January Coronavirus Vi..." (Word). A blue arrow originates from the text "Move the mouse to the document and click" and points directly to the document attachment. On the right side, there are two panels: "Your work" (Assigned) with buttons for "+ Add or create" and "Mark as Done", and "Private comments" with an "Add private comment..." input field. At the bottom, there is a "Class comments" section with an "Add class comment..." input field. The Windows taskbar at the very bottom shows the search bar, taskbar icons, and system tray with the time 16:25 on 19/01/2021.

The document should open like this. Click on 'Open with Google Docs'



The document should now be ready for editing.

18th January Coronavirus Video (Questions) ☆ 📄 🌐

File Edit View Insert Format Tools Add-ons Help Last edit was seconds ago

100% Normal text Calibri 11

Corona
virus
Questions

1. What is the man's name at the start of the video?
2. What is the name of the virus?
3. The doctor asks Tom if he is staying S ___ and H _____
4. Some of the symptoms of the virus are F ___ and C ___
5. To help you NOT to get the virus you must:

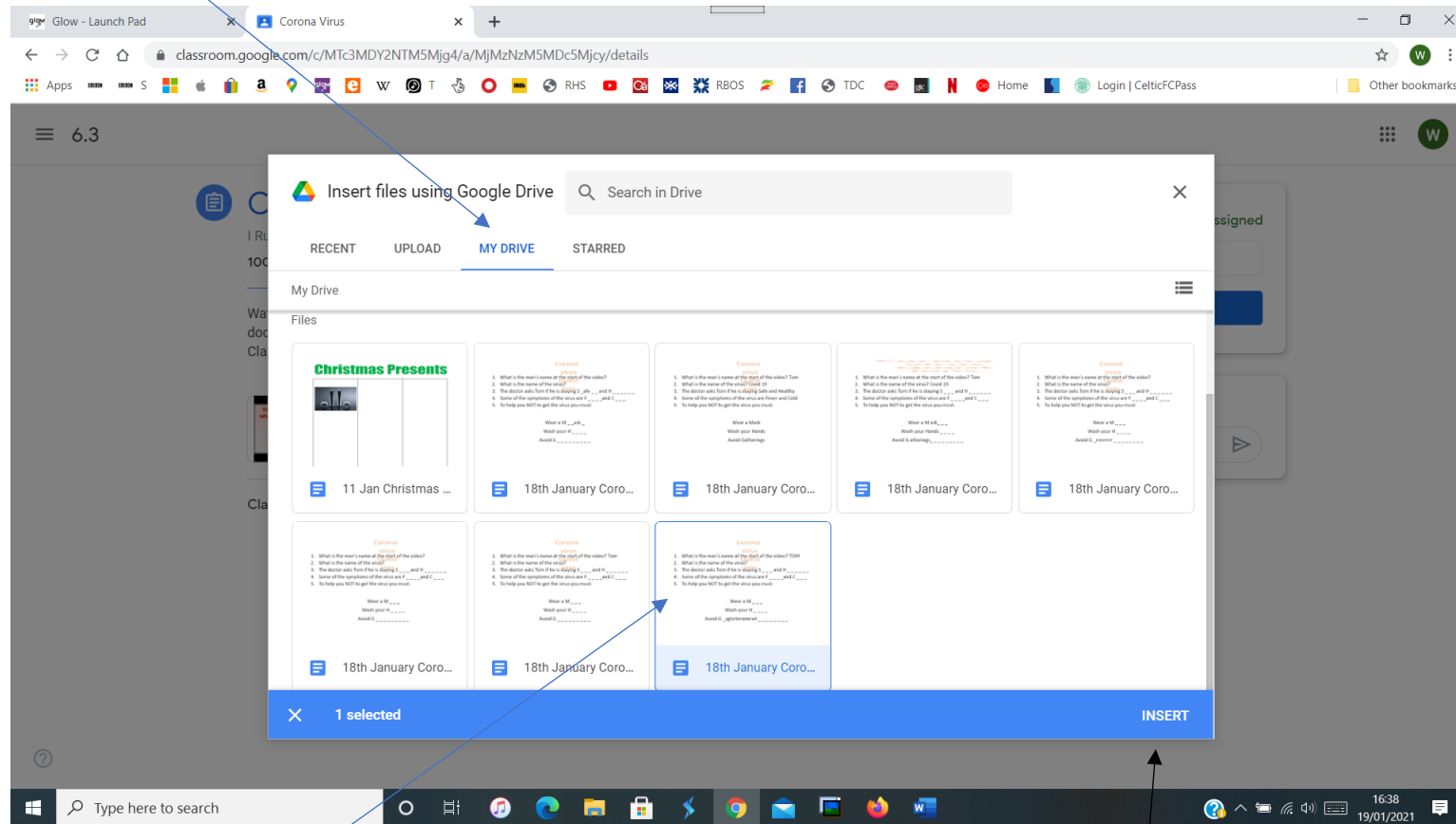
Wear a M ___

Wash your H _____

Avoid C _____

16:28 19/01/2021

Click on 'My Drive'



Then select your document

Then 'Insert'

You should now see this screen, click on 'Hand In'

The screenshot shows a Google Classroom interface. At the top, the browser address bar displays the URL: `classroom.google.com/c/MTc3MDY2NTM5Mjg4/a/MjM5MjM5MjM5Mjg4/details`. The page title is "Corona Virus" by Rutherglen, dated 18 Jan (Edited 14:11), with 100 points. The assignment instructions state: "Watch the video from Youtube. The video has some information on the Coronavirus, Covid-19. There is also a document containing questions for the pupils, download the document, answer the questions then upload it to Google Classroom." Below the instructions is a video thumbnail titled "COVID-19 | KIDS TO KNOW | YouTube video 3 minutes". A "Your work" panel on the right shows an assigned item: "18th January Coro... Google Docs" with a "Hand in" button. A "Hand in your work?" dialog box is centered on the screen, containing the text "1 attachment will be submitted for 'Corona Virus'." and a list item: "18th January Coronavirus Video (Questions)". The dialog box has "Cancel" and "Hand in" buttons at the bottom. An arrow from the text above points to the "Hand in" button in the dialog box. The Windows taskbar at the bottom shows the time as 16:42 on 19/01/2021.

You should finish with this message. 'Handed In'

The screenshot shows a Google Classroom interface. At the top, the browser address bar displays the URL: classroom.google.com/c/MTc3MDY2NTM5Mjg4/a/MjMzNTM5Mjg4/details. The page title is 'Corona Virus' by Rutherglen, dated 18 Jan (Edited 14:11), with a score of 100 points. The main content area contains instructions: 'Watch the video from Youtube. The video has some information on the Coronavirus, Covid-19. There is also a document containing questions for the pupils, download the document, answer the questions then upload it to Google Classroom.' Below the instructions are two resource cards: a YouTube video titled 'COVID-19 | KIDS TO KNOW | ...' (3 minutes) and a Word document titled '18th January Coronavirus Vi...'. On the right side, the 'Your work' submission box is visible, showing a document titled '18th January Coronavir...' (Google Docs) and an 'Unsubmit' button. The status 'Handed in' is displayed in the top right corner of the submission box, with an arrow pointing to it from the text above. Below the submission box is a 'Private comments' section with an 'Add private comment...' input field. At the bottom of the page, the Windows taskbar is visible, showing the search bar, taskbar icons, and system tray with the time 16:43 and date 19/01/2021.

SUCCESS